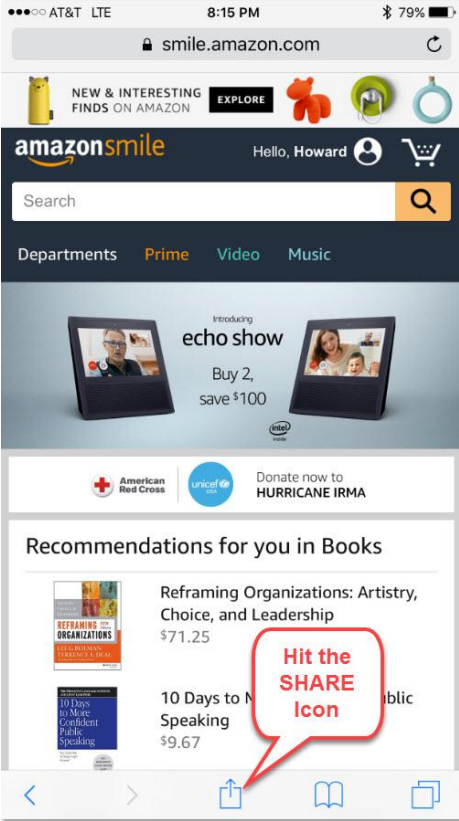

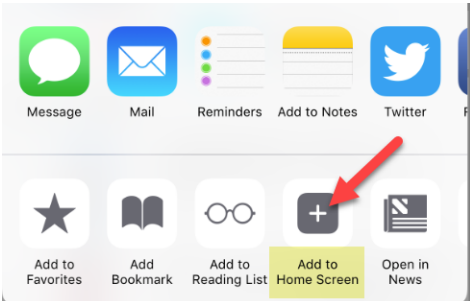
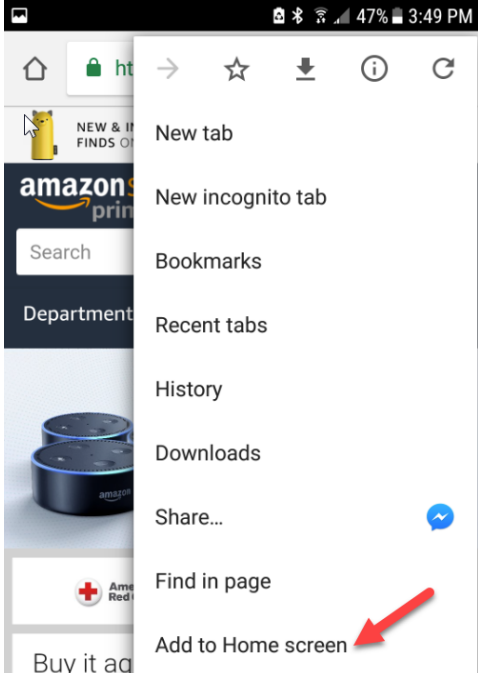


### 3 EASY STEPS TO MAKE AN AMAZON SMILE ICON FOR YOUR PHONE

Unfortunately the Amazon App does not yet include Smile. However, you can easily create an icon for your iPhone or Android home screen that takes you directly to Smile automatically.

1) Open Safari on your iPhone or Chrome on your Android, go to [smile.amazon.com](https://smile.amazon.com) and log in like you do on amazon.com. Then:

iPhone	Android
<p>2) At the bottom of the screen hit the SHARE icon</p> 	<p>2) Click the three dots at the top right of the screen</p> 
<p>3) Select the Add to Home Screen icon</p> 	<p>3) Select Add to home screen from the menu that appears</p> 

You will then see an icon for Amazon Smile on your home screen (like the one at right) that will take you to Smile automatically in the future so you can help feed the cats with each purchase from your phone!

**THE CATS THANK YOU!!**

